

# PRIME

Prime/SNA<sup>™</sup> Planning Guide


# Preface

PRIME/SNA is a group of subsystems which allows Prime computers to be interconnected with IBM computer systems that use IBM's Systems Network Architecture (SNA). The information contained in this guide describes the concepts and capabilities of the PRIME/SNA subsystems.

This planning guide identifies features specific to IBM's SNA and included in PRIME/SNA products. The guide assumes the reader has a general knowledge of IBM's SNA and the operations of specific SNA devices. The IBM manuals listed in Appendix A of this guide provide more complete descriptions of SNA, its

details, and the features discussed here. Further information regarding PRIME-NET™ networking software and other Prime products can be found in the documents listed in Appendix B. Throughout the guide, IBM terminology is used without definition or elaboration when referring to SNA and other IBM products.

This planning guide is intended for use by technical personnel such as data processing managers, network planners, systems programmers, and other professionals responsible for evaluating and applying the functions provided by PRIME/SNA.



## Prime/SNA™ Planning Guide April, 1984

---

PRIME COMPUTER, INCORPORATED

---



# Table of Contents

---

## Section I

### Prime/SNA Overview

A. Summary of Capabilities	2
B. Interconnection with Prime Networks	2

---

## Section II

### Prime/SNA Components

A. The SERVER Subsystem	4
B. The INTERACTIVE Subsystem	5
C. The RJE Subsystem	6
D. SDLC Communications Hardware	7

---

## Section III

### Integration with SNA

A. Communications Network Management	8
B. SNA Qualification	8

---

## Section IV

### Prime/SNA

### Considerations

A. Summary of Variances	9
B. Availability Information	9

---

## Appendices

A. IBM Systems Network Architecture Reference Documents	10
B. Prime Product References	10

---

## Figures

1. PRIME/SNA Architecture	2
2. PRIMENET and PRIME/SNA	3
3. Logical Unit Support Table	5
4. PRIME/SNA-to-Host Support	8
5. Additional PRIME/SNA-to-Host Support	8

# Section I: PRIME/SNA Overview

## A. Summary of Capabilities

PRIME/SNA is a family of subsystems designed to parallel the structure of IBM's SNA. The design of PRIME/SNA is such that, as IBM enhances and extends SNA, Prime can also enhance and extend PRIME/SNA with minimal impact on existing users.

The components of PRIME/SNA are what Prime defines as subsystems. The initial PRIME/SNA subsystems supply the services of specific IBM devices connected to a SNA network.

These initial PRIME/SNA subsystems are:

- The SERVER subsystem – provides the services of a SNA Physical Unit Type 2 (PU.T2) secondary SDLC station. The SERVER subsystem is used to support the two subsystems listed below.
- The INTERACTIVE subsystem – provides 3270 Data Stream Compatibility (LU.T2 and LU.T3).
- The RJE subsystem – provides the functions of a 3770 Remote Job Entry (RJE) station (LU.T1).

Figure 1 shows the components of PRIME/SNA in relation to an IBM host and a SNA network. As with all Prime products, PRIME/SNA executes concurrently with other Prime subsystems and user application programs and is designed to run on all Prime 50 Series machines. Section B of this overview describes how PRIMENET and PRIME/SNA can be combined to provide Prime users with the services of both SNA and CCITT X.25 networks.

## B. Interconnection with Prime Networks

While not required in a PRIME/SNA environment, PRIMENET can be used to extend the PRIME/SNA capabilities across multiple Prime systems and networks.

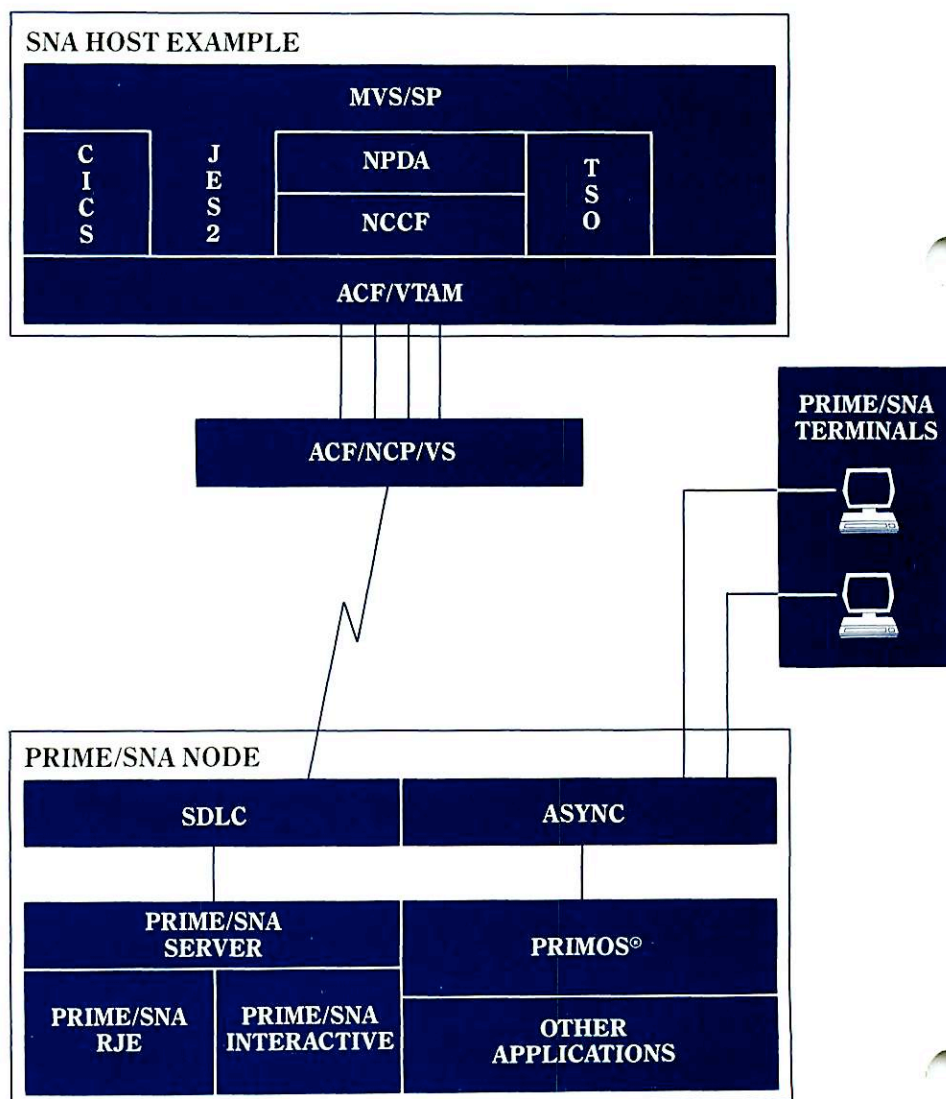
## 1. PRIMENET Introduction

PRIMENET is Prime's networking software, which all Prime 50 Series systems support. PRIMENET provides a reliable, standardized medium through which remote accesses can be made between systems.

PRIMENET implements a layered protocol architecture, following the International Standards Organization's Open Systems Interconnection

(ISO OSI) model and conforming to the International Telephone and Telegraph Consultative Committee (CCITT) X.25 Recommendation for Packet Switched Networks. The use of this standard interface allows Prime 50 Series systems to communicate with all other Prime systems, as well as any non-Prime systems which support X.25 communications.

**Figure 1:  
Prime/SNA Architecture**





PRIMENET supports a variety of services and transmission methods. Among them are the Public Data Networks, leased and dial-up line facilities, and a Prime-developed local area high-speed token passing ring capability known as RINGNET.<sup>™</sup>

PRIMENET operation, using communications between linked systems, is transparent to the user. This transparency eliminates the need to learn new commands, details about the network, or details about the physical location of information. Instead, PRIMENET makes referencing remote information identical to referencing local information. This is accomplished through an integrated set of software features and tools known as the Remote File Access, Interactive Terminal Support (ITS), and the Inter-Process Communications Facility (IPCF).

## 2. PRIMENET and Prime/SNA

The network transparency provided by PRIMENET can also be used in conjunction with PRIME/SNA. Figure 2 shows an example of PRIME/SNA Terminals attached to Prime "System B," that is networked to "System A." "System A" is in turn connected to a SNA network via PRIME/SNA. The PRIME/SNA INTERACTIVE terminals on "System B" can start a session, for example, with interactive applications on the SNA host. In addition, other host services can be requested. PRIME/SNA installed on one or more nodes, provides the interconnect to the SNA host. PRIMENET provides the (transparent) connection between the two Prime systems.

With PRIMENET, PRIME/SNA users may be local (physically connected to the node running PRIME/SNA - "System A" in our example), or remote (physically connected to another PRIMENET node - "System B" in our example).

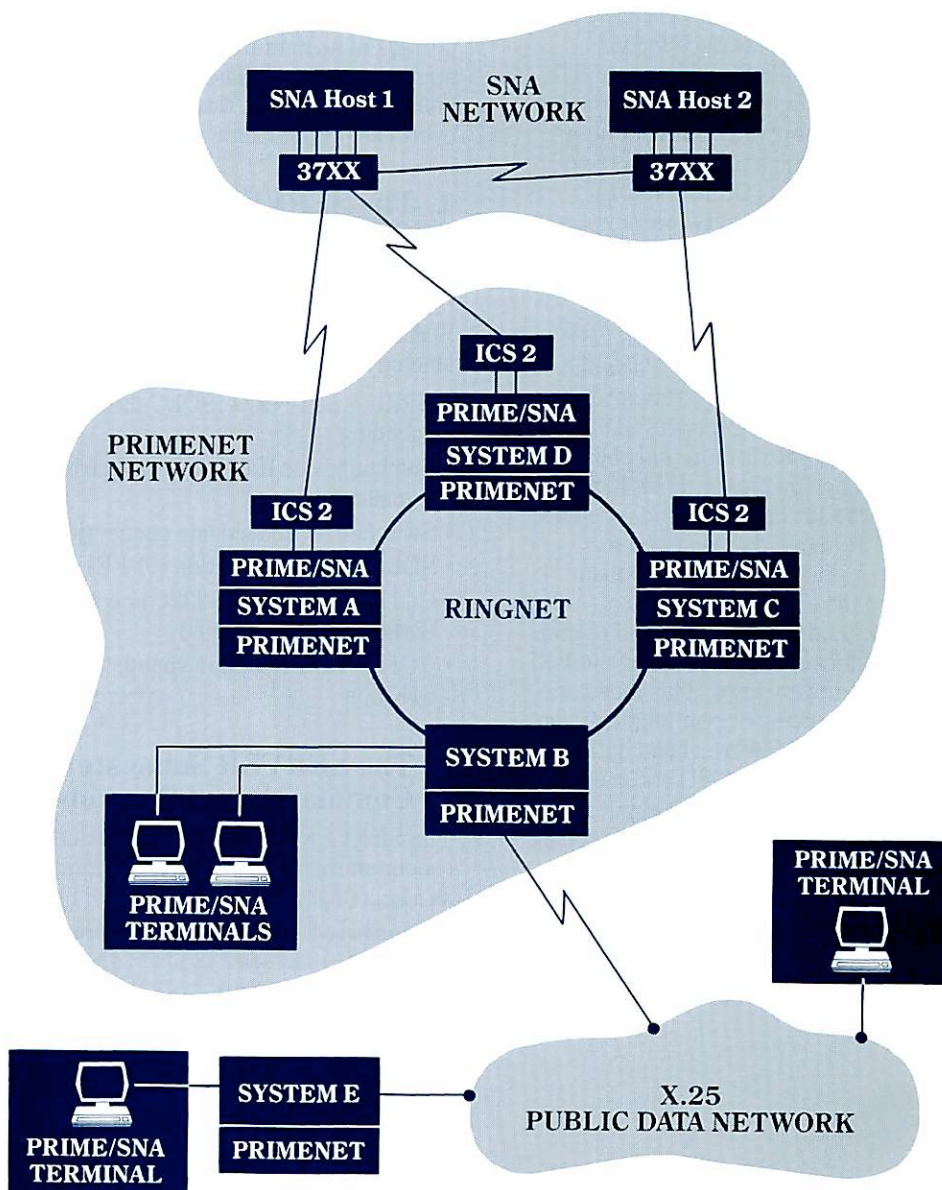
All authorized PRIMENET users can access the PRIME/SNA RJE Subsystem and transfer files between any Prime node and the SNA host. The PRIME/

A RJE Subsystem manages the job queue on the Prime system which is connected to the SNA network ("System A" in Figure 2).

Jobs and data files may be submitted to this queue from anywhere on the PRIMENET network for transmission to the SNA host. Data files received from the SNA host can then be distributed throughout the PRIMENET network. Files can be moved through the PRIMENET network transparently by

using PRIMENET Remote File Access or under queued program control using Prime's File Transfer Service (FTS). PRIMENET also allows PRIME/SNA RJE data to be printed via the PRIMOS<sup>®</sup> print spooler at a remote printer located on another node.

**Figure 2:**  
**PRIMENET and Prime/SNA**





## Section II: Prime/SNA Components

### A. The SERVER Subsystem

The basic component of the PRIME/SNA product family is the SERVER subsystem. This provides the services of a SNA Physical Unit Type 2 (PU.T2) node which are necessary to support the PRIME/SNA INTERACTIVE and RJE subsystems.

The SERVER subsystem software executes both within the Prime Intelligent Communications Subsystem II (ICS2) and the Prime CPU. The Prime CPU-based portion of the SERVER provides the common SNA interface for the PRIME/SNA INTERACTIVE and RJE subsystems. The ICS2-based portion is the hardware-software component of PRIME/SNA which provides the Synchronous Data Link Control (SDLC) interface to the SNA network environment. The SERVER is capable of supporting multiple simultaneous sessions over multiple SDLC links.

The SDLC portion of the SERVER subsystem is software that is downline loaded from the Prime system into the ICS2. This software supports SDLC by responding as one or more secondary SDLC stations on one or more ICS2 communications lines. Secondary SDLC stations are those that respond to requests for information (polls) from a primary (host) SDLC station.

A block-mode protocol is used to communicate between the ICS2 and the PRIME operating system. This message-based inter-processor communications method provides low overhead data transfer to the Prime CPU and memory, while maintaining high throughput. The interface also allows information such as the state of individual lines, line statistics, and other link information to be passed from the SDLC software in the ICS2 to the SERVER process executing in the Prime CPU.

The SERVER subsystem supports the simultaneous operation of the PRIME/SNA INTERACTIVE and RJE subsystems. Both subsystems can use the same secondary SDLC link (multi-stream), as well as separate data link facilities. The SERVER also operates concurrently with other Prime-supplied and user-developed online applications.

Integrating the SDLC implementation in a microprocessor-based communications controller offers an important benefit; CPU resources required to respond to non-productive polling activities during periods of no data transfer can be substantially reduced. The ICS2 responds to polls independently, thus reducing the overhead on the Prime CPU.

#### 1. The SERVER Subsystem Configuration Support

The flexibility of the SERVER subsystem allows the setting of a variety of SDLC line configuration options. Available on a per-line basis, they are:

- NRZI or non-NRZI (SDLC direct) encoding
- Full Duplex or Half Duplex electrical signalling
- Switched or Leased line connection
- SDLC address selection (01-FE)
- CCITT V.24/EIA RS232C line speed (2400 bps to 19.2K bps)
- CCITT V.35/DDS line speeds to 64K bps

#### 2. The SERVER Subsystem Commands and Responses

The SERVER subsystem supports the receipt of the following SDLC commands as a secondary SDLC station:

Unnumbered	Supervisory	Information
SNRM	RR	I-frames
DISC	RNR	
TEST		
XID		

The SERVER subsystem supports the transmission of the following SDLC responses as a secondary SDLC station:

Unnumbered	Supervisory	Information
DM	RR	I-frames
UA	RNR	
FRMR		
TEST		
XID		

The SERVER subsystem supports the receipt of the following SNA commands (Request Units):

ACTPU	CLEAR
DACTPU	CANCEL
ACTLU	BID
DACTLU	CHASE
BIND	SIGNAL
UNBIND	SHUTD
SDT	REQMS

The SERVER subsystem will support the transmission of the following SNA commands (Request Units):

CANCEL	NOTIFY
SIGNAL	RECFMS
SHUTC	RSHUTD
LUSTAT	RTR

#### 3. Logical Unit Types Supported

The SERVER subsystem supports Function Management (FM) Profile 3 and Transmission Subsystem (TS) Profile 3. This implies that the SERVER subsystem has the capability to support the SNA traffic associated with the Logical Unit Types 1, 2 and 3. These Logical Unit Types are those used by 3270 (LU.T1, LU.T2, LU.T3) and 3776 (LU.T1) as SNA devices. The SERVER Subsystem does not support other FM profiles or TS profiles. However, the SERVER is designed so that support for new profiles can be added by Prime when necessary to support functions not available through FM Profile 3 and TS Profile 3.



The following chart shows the Presentation Services (PS) and Function Management Header (FMH) usage with FM Profile 3 and TS Profile 3:

**Figure 3:**  
**Logical Unit Support Table**

TS Profile	3	3	3
FM Profile	3	3	3
Logical Unit Type			
PS Profiles	1	2	3
FMH Usage	FMH		
	1,2,3	NA	NA

Note: Function Management Headers (FMH) are not supported for LU.T1 SNA INTERACTIVE printer emulation. They are, however, supported for LU.T1 RJE emulation.

## 1. The INTERACTIVE Terminal Facility

The INTERACTIVE subsystem uses a special Prime terminal which is designed to provide a higher level of performance and compatibility with the IBM 3270 data stream than can be found in other standard ASCII terminals. This terminal, referred to in this guide as the PRIME/SNA Terminal, will be made available for the INTERACTIVE subsystem and will be a member of Prime's standard terminal family. PRIMOS and Prime applications and subsystems will fully support the PRIME/SNA terminal.

The PRIME/SNA Terminal reduces the system overhead which would otherwise be used for 3270 data stream processing. Unlike a standard ASCII terminal, it is designed to interpret a portion of the 3270 data stream format. A Prime-supplied application program that acts as a format driver for the PRIME/SNA Terminal firmware accomplishes the 3270 Display Station emulation.

Mapping of PRIME/SNA Terminal keys to various IBM 3270 PF, PA, and other AID generating keys, as well as session control keys (such as the ATTN and SYS REQ keys found on the IBM 3278), provides a highly compatible 3278 Display station emulation. Strict adherence to 3278 key locations (keyboard layout) has not been maintained.

The PRIME/SNA Terminal, in its non-SNA modes, is capable of functioning in a variety of Prime environments such as Office Automation, EMACS, DPTX, PRIMEWAY,<sup>TM</sup> and user-written application programs.

## 2. PRIME/SNA Terminal Feature Support List

The following represents a list of IBM 3278 features that the PRIME/SNA Terminal emulates:

Display Size: 1920 Characters

### Attribute Control

- Low/High/Non-Displayed Fields
- Alpha/Numeric Fields
- Protected/Unprotected Fields
- Modified Data Tag

### Orders

- Start Field
- Set Buffer Address
- Insert Cursor
- Program Tab
- Repeat to Address
- Erase Unprotected to Address

### Keyboard Functions

- Erase to End of Field
- Erase Input
- Program Attention Keys
- Program Function Keys
- System Request
- Attention
- Audible Alarm
- Typamatic Keys
- Keyboard Lock
- Insert Mode
- Delete
- Full Cursor Movement
- Field Mark
- DUP
- Cursor Select

### Host Commands

- Read Commands
  - Read Buffer
  - Read Modified
  - Read Modified All
- Write Commands
  - Write
  - Erase Write
  - Erase Write Alternate
- Control Commands
  - Erase All Unprotected

## 3. The INTERACTIVE Subsystem

The INTERACTIVE subsystem provides a subset of services of IBM 3274 Model 51C Control Unit, 3278 terminals, and 3287/3289 printers when operating in a SNA environment. This allows users of PRIME/SNA to access IBM host systems and applications on the SNA network as if they were using IBM 3278 terminals.

The INTERACTIVE subsystem allows the interconnection of IBM hosts with a Prime system or multiple Prime systems networked with PRIMENET (see Figure 2) using SNA 3270 communications. INTERACTIVE uses may be locally attached to the system running PRIME/SNA, or logically connected from a remote PRIMENET node. This provides any authorized Prime user with PRIME/SNA terminal access, as an interactive 3270 user, to one or more SNA host systems on the network. SNA presentation services are managed by the INTERACTIVE subsystem and the PRIME/SNA Terminal.



### 3. The INTERACTIVE Printer Facility

The INTERACTIVE subsystem also provides emulation of the IBM 3287 and 3289 classes of printers. The printer emulation facility supports both types of 3270 host print capabilities: Logical Unit Type 1 (LU.T1) and Logical Unit Type 3 (LU.T3). The LU.T1 capability involves the interpretation of a data stream from the host consisting of SNA Character String (SCS) bytes with sophisticated data compression and printer control information. The LU.T3 capability provides for the interpretation of print streams in much the same way as the older Binary Synchronous Communications (BSC) 3270 printer devices. As with the older 3270 printers, this Data Stream Compatibility printing allows an image like that on a screen to be printed.

#### a. INTERACTIVE Printer Facility Feature Support List

Printer features supported include:

- 3270 Data Stream Compatibility (LU.T3)
  - Print Orders:
    - New Line
    - End of Message
    - Form Feed
    - Carriage Return
- The following SCS Data Stream (LU.T1) characters are supported:

BS	Back Space
BEL	Bell Function
CR	Carriage Return
ENP	Enable Presentation
FF	Forms Feed
GE	Graphic Escape
HT	Horizontal Tab
INP	Inhibit Presentation
IRS	Interchange Record Separator
LF	Line Feed
NL	New Line
SA	Set Attribute
SHF	Set Horizontal Format
SLD	Set Line Density
SVF	Set Vertical Format
TRN	Transparent
VCS	Vertical Channel Select
VT	Vertical Tab

#### b. INTERACTIVE Printer Facility Operations

"Local Copy," both host- and user-initiated, is accomplished through the use of the PRIMOS Print Spooler utility. This allows print streams to be queued and printed by both local and remote system printers connected by PRIMENET. The PRIMOS Print Spooler utility also allows the INTERACTIVE and RJE subsystems to share printers with other PRIMOS system users. Further information regarding the PRIMOS Print Spooler can be found in the "PRIMOS Commands Reference Guide" and the "Prime User's Guide," both described in Appendix B.

### 4. The Application INTERFACE Facility

An application programming interface will be available with the INTERACTIVE subsystem after initial release. This interface allows Prime resident application programs to access applications resident on the SNA host. The application interface provides for the development of user applications which can communicate with the SNA host applications using 3270 Data Streams.

### C. The RJE Subsystem

Complementary to the INTERACTIVE subsystem, the RJE subsystem is capable of transferring data efficiently between a Prime system and a SNA host system. The RJE subsystem can co-exist on the same Prime system with the INTERACTIVE subsystem in the following ways:

- Dedicated link, single-stream mode – each subsystem uses a dedicated SNA link to the host.
- Shared link, multi-stream mode – all subsystems share one SNA link to the host.

Like the INTERACTIVE subsystem, the RJE subsystem will use the SERVER subsystem for the required SNA PU.T2 services.

The RJE subsystem emulates the IBM 3776-3 Multiple Logical Unit (MLU) RJE workstation when connected to a SNA network. The MLU feature allows multiple data streams (as independent SNA sessions) to flow, simultaneously and bi-directionally, between a Prime system and the SNA host.

The user interface to the RJE subsystem is consistent with that of the current Prime family of RJE products. That is, the RJE user and operator interface is similar to that of Prime's current RJE product, which is documented in the *Remote Job Entry Phase II Guide*.

The PRIMOS Print Spooler utility is used to queue and print received print, punch, and exchange media data streams. Further information on the PRIMOS Print Spooler can be found in the *PRIMOS Commands Reference Guide* and the *Prime User's Guide*. Control information to the RJE subsystem is provided by any authorized user terminal or by a file of PRIMOS commands.

Data destined for the IBM host is read from disk files that the PRIMOS file system maintains. These disk files can be created and maintained by user-written application programs, or Prime-supplied products such as EMACS, ED, and Office Automation. Received data can also be written to disk files in the PRIMOS file system or sent directly to the PRIMOS spooler, as mentioned above.



## D. SDLC Communications Hardware

In a PRIME/SNA network configuration involving PRIMENET, the link (or links) to SNA may be located on one connecting PRIMENET node or dispersed throughout the PRIMENET network. RJE subsystem users may be locally attached to the connecting Prime node or remotely attached to another PRIMENET node (as shown in Figure 2). All authorized PRIMENET users can access the RJE subsystem and transfer files between any Prime node and the SNA host.

Files transferred by the RJE subsystem may also be distributed throughout a PRIMENET network utilizing Prime's remote File Access or File Transfer Service (FTS) product. RJE files may also be spooled to a remote printer, located anywhere within the PRIMENET network. Appendix B provides further documentation of these facilities.

Prime's Intelligent Communications Subsystem II (ICS2) supports the data link level or SDLC portion of the SERVER subsystem. The ICS2 is based on a powerful 16-bit microprocessor with on-board diagnostics, ROM, and 256 KB RAM, and supports multiple synchronous and asynchronous lines, high speed full-duplex or half-duplex lines, NRZI or NRZ (SDLC direct) encoding, RS232 or V.35 electrical signalling, and auto-answer.

The ICS2 is able to provide a simultaneous communications interface for SDLC and asynchronous data links. The ICS2 will be available on all Prime 50 Series systems.

### 1. The RJE Subsystem Feature Support List

The following is a list of IBM 3776-3 RJE workstation features that the RJE subsystem is capable of emulating:

- Multiple Logical Units (MLU)
- Multiple Physical Units (via multiple RJE subsystem stations)
- Concatenated input data
- Data and space compression/expansion
- Console display on Prime terminals
- Logical diskette storage via standard PRIMOS disk files
- Logical card reader and punch via standard PRIMOS disk files
- Transparent transmission support
- Media type support Inbound includes console, exchange and card.
- Media type support Outbound includes console, exchange, card and print.
- 3776-3 SSCP REQ, APPL REQ, and TERM REQ console keys are supported through equivalent PRIME/SNA RJE operator commands.

## Section III: Integration with SNA

### A. Communications Network Management

PRIME/SNA supports and works with IBM's Communications Network Management (CNM) products. PRIME/SNA provides error statistics and information to the IBM CNM products in a manner similar to the SNA device being emulated. Prime recognizes the importance of both NCCF (Network Communications Control Facility), and NPDA (Network Problem and Determination Application) in SNA networks. Prime/SNA's support for CNM allows a NCCF operator, using NPDA, to query and display the PRIME/SNA node information as would be done for all IBM nodes in the network.

The INTERACTIVE subsystem also allows a PRIME/SNA Terminal user to participate as a SNA network operator under NCCF control. Thus, with NCCF from a PRIME/SNA terminal, a user can monitor and control portions of the SNA network as a remote NCCF terminal operator. This can give greater flexibility in selectively distributing control of the SNA network.

PRIME/SNA also provides a logging facility to assist in the installation, tuning, and problem determination of each PRIME/SNA product.

### B. SNA Qualification

The PRIME/SNA subsystems are designed to be compatible with SNA host operating systems, access methods, host subsystems, and IBM Program Products. Prime intends to support IBM compatibility to the extent that the host site will require no changes to use PRIME/SNA products.

Prime is committed to supporting the PRIME/SNA subsystems against the full range of SNA host systems over a period of time. Both the INTERACTIVE and RJE subsystems will be supporting the following IBM products at initial release:

- NCCF/NPDA      • NLDM

Figure 4 shows the PRIME/SNA-to-Host support at initial release. Figure 5 represents additional PRIME/SNA-to-Host support planned after initial release by subsystem.

**Figure 4:**  
**PRIME/SNA-To-Host Support**  
(at Initial Release, by Subsystem)

	INTERACTIVE Subsystem	RJE Subsystem	
Operating System	MVS/SP	MVS/SP	DOS/VSE with VSE/AF
Network Software	ACF/VTAM ACF/NCP/VS	ACF/VTAM ACF/NCP/VS	ACF/VTAM ACF/NCP/VS
Other Software	CICS/OS/VS TSO-ISPF/PDF	JES2	VSE/POWER

**Figure 5:**  
**Additional PRIME/SNA-To-Host Support**  
(after Initial Release, by Subsystem)

	INTERACTIVE Subsystem	
Operating System	DOS/VSE with VSE/AF	VM/SP
Network Software	ACF/VTAM ACF/NCP/VS	ACF/VTAM ACF/NCP/VS
Other Software	CICS/DOS/VS VSE/ICCF	VM/CMS VM/VCNA (via VSE/AF)

Note: IMS/VS DB/DC, which runs under MVS/SP, will be included in future support testing.



## Section IV: PRIME/SNA Considerations

### A. Summary of Variances

There are some differences in the initial release of PRIME/SNA from the full set of features found in comparable IBM products in a SNA environment. These differences are outlined below by each subsystem:

#### 1. The SERVER Subsystem

At initial release, the SERVER subsystem will not support the following features:

- X.21
- Auto-dial
- Loop or Hub Polling
- Encryption/Decryption SNA features
- Not all NCCF-defined statistics

#### 2. The INTERACTIVE Subsystem

Some features available on IBM 3270 controllers and Display Stations will not be supported at the initial release of the INTERACTIVE subsystem. These are:

- IBM Magnetic Stripe Reader and Magnetic Hand Scanner
- TEST Key (Prime's terminal and communications hardware has integrated automatic test diagnostics)
- APL/Text
- IBM keyboards (The keyboard supported by PRIME/SNA INTERACTIVE is 'mapped' onto a PRIME/SNA Terminal layout)
- Security Keylock
- Light Pen
- Structured Fields
- Function Management Headers
- Extended Attributes
- Entry Assist Features

### 3. The RJE Subsystem

The RJE subsystem does not directly support actual file transfer from physical card readers, card punches, diskettes, and magnetic tape units. Support for these devices can be achieved by certain PRIMOS utilities (PRIMOS Commands Reference Guide, Appendix B). These utilities translate physical device information to or from PRIMOS disk files, which the RJE Subsystem can then access.

Some features available on SNA 3776-3 RJE stations will not be supported.

They include:

- Operator ID Reader
- Printer Train Operations
- "Hot" Card Readers
- Cryptographic Capability

### B. Availability Information

This guide reflects Prime Computer's intent to provide a SNA interconnect product family. Listed below are expected delivery dates for the three components of PRIME/SNA as described in this Guide:

#### PRIME/SNA

Subsystem	Availability
PRIME/SNA Server	September, 1984
PRIME/SNA INTERACTIVE	September, 1984
PRIME/SNA RJE	March, 1985

The hardware required to support the PRIME/SNA subsystems (i.e., the ICS2 and the PRIME/SNA terminal) will be available within the above timeframes.

## Appendices

### APPENDIX A: IBM Systems Network Architecture Reference Documents

This guide is designed for readers familiar with and having a general knowledge of IBM's SNA and the operations of specific SNA devices. Such information can be obtained from the following IBM publications:

- Systems Network Architecture Technical Overview, GC30-3073
- IBM Synchronous Data Link Control General Information, GC27-3093
- SNA Concepts and Products, GC30-3072
- The IBM 3270 Information Display System, 3274 Control Unit Description and Programmers Guide, GA23-0061
- An Introduction to the IBM 3270 Information Display System, GA27-2739
- IBM 3270 Information Display System Data Stream Programmer's Reference, GA23-0059
- Component Description for the 3776 and 3777 Communications Terminals, GA27-3145
- SNA Format and Protocol Reference Manual: Architecture Logic, SC30-3112

### APPENDIX B: Prime Product References

Throughout this guide, there have been many references to current Prime products. If further information is desired on any of these products, the following manuals should be referenced. These manuals, as well as additional product brochures, are available from your Prime Marketing Representative or by writing:

**Prime Computer, Inc.**  
**Prime Park**

**Natick, Massachusetts 01760**

#### **DOC3710: PRIMENET Guide**

The PRIMENET Guide provides a technical introduction to PRIMENET, as well as instructions and reference material for the use of the Interactive Terminal Support capability, the Remote File Access using NPX features, the File Transfer Service (FTS), and the user-accessible application interface, (IPCF) to X.25 networks.

#### **DOC4130: Prime User's Guide**

The Prime User's Guide introduces the new user to PRIMOS (Prime's operating system), and to Prime's file system, utilities, compilers, and subroutine libraries. The presentation of this manual is largely tutorial in nature.

#### **FDR3108: PRIMOS Commands Reference Guide**

The PRIMOS Commands Reference Guide provides detailed information on the PRIMOS commands available to the user. It is not intended to provide a detailed description of PRIMOS, Prime's operating system. For this type of information, please see the "Prime User's Guide."

#### **DOC5038: System Operator's Guide**

The System Operator's Guide provides guidelines for the successful daily operation of a Prime computer.

#### **DOC5037: System Administrator's Guide**

The System Administrator's Guide provides information and guidelines on the administration of a Prime computer system. Included in this manual is the information necessary to configure, install, and maintain a Prime system.

#### **DOC6426: PRIMOS Planning and Installation Guide**

The PRIMOS Planning and Installation Guide describes the software installation procedure for PRIMOS and related Prime supplied Program Products. Additionally, this guide presents needed information to assist the System Administrator in planning for networks, backup procedures, and system security.

#### **DOC6053: Remote Job Entry Phase II Guide**

The Remote Job Entry Phase II Guide describes the function and operation of Prime's family of Remote Job Entry (RJE) emulators. These RJE emulators allow Prime systems to be interconnected with a wide variety of other vendor's mainframe systems such as IBM using 2780/3780 and HASP, CDC 200 UT, UNIVAC 1004, Honeywell GRTS II, and ICL 7020/XBM.

#### **IDR4035: The Distributed Processing Terminal Executive Guide**

Prime's Distributed Processing Terminal Executive (DPTX) subsystem provides support and emulation of IBM bisync 3270 devices. DPTX allows users to combine their IBM bisync 3270 equipment and 3270 networks with Prime computers. The resulting network allows Prime terminals access to a remote IBM host and supports 3270 equipment so that it can access a local Prime computer system. This guide provides a technical overview and instructions on the configuration and operation of DPTX.



## U.S. Offices

Alabama <i>Birmingham</i>	Colorado <i>Colorado Springs</i> <i>Englewood</i>	Indiana <i>Carmel</i>	Minnesota <i>Bloomington</i>	Ohio <i>Cincinnati</i> <i>Middleburg Heights</i> <i>Worthington</i>	Texas <i>Austin</i> <i>Dallas</i> <i>Houston</i>
Alaska <i>Anchorage</i>	Connecticut <i>Windsor</i> <i>Stamford</i>	Kansas <i>Overland Park</i>	Missouri <i>Kansas City</i> <i>St. Louis</i>	Oklahoma <i>Tulsa</i>	Utah <i>Salt Lake City</i>
Arizona <i>Phoenix</i> <i>Tucson</i>	Florida <i>Hollywood</i> <i>Jacksonville</i> <i>Tampa</i> <i>Winter Park</i>	Kentucky <i>Louisville</i>	Nebraska <i>Omaha</i>	Oregon <i>Portland</i>	Virginia <i>Williamsburg</i>
California <i>Culver City</i> <i>Irvine</i> <i>Mountain View</i> <i>Sacramento</i> <i>San Diego</i> <i>San Francisco</i> <i>Walnut Creek</i> <i>Woodland Hills</i>	Georgia <i>Atlanta</i>	Louisiana <i>Metairie</i>	New Jersey <i>Parsippany</i>	Pennsylvania <i>Bridgeville</i> <i>Camp Hill</i> <i>Philadelphia</i> <i>Wayne</i>	Washington <i>Bellevue</i>
	Iowa <i>Iowa City</i>	Maryland <i>Rockville</i>	New Mexico <i>Albuquerque</i>	South Carolina <i>Greenville</i>	
	Illinois <i>Chicago</i> <i>Oak Brook</i> <i>Schaumburg</i>	Massachusetts <i>Framingham</i>	New York <i>Albany</i> <i>Amherst</i> <i>Dewitt</i> <i>Melville</i> <i>New York</i> <i>Rochester</i>	Tennessee <i>Knoxville</i> <i>Nashville</i>	
		Michigan <i>Flint</i> <i>Grand Rapids</i> <i>Troy</i>	North Carolina <i>Charlotte</i> <i>Greensboro</i>		

## International Offices

Australia <i>Adelaide</i> <i>Brisbane</i> <i>Canberra</i> <i>Hobart</i> <i>Melbourne</i> <i>Neutral Bay</i> <i>*North Sydney</i> <i>Perth</i>	Canada <i>Calgary</i> <i>Edmonton</i> <i>Halifax</i> <i>London</i> <i>Montreal</i> <i>Ottawa</i> <i>Saint John's</i> <i>*Toronto</i> <i>Vancouver</i> <i>Winnipeg</i>	France <i>Aix</i> <i>Angers</i> <i>Grenoble</i> <i>Lyon</i> <i>*Paris</i> <i>Segres</i>	Korea <i>Pusan</i> <i>*Seoul</i>	Saudi Arabia <i>Al Khobar</i>	United Kingdom <i>Bedford</i> <i>Birmingham</i> <i>Bristol</i> <i>Central Park</i> <i>City of London</i> <i>Edinburgh</i> <i>Feltham</i> <i>Grange</i> <i>*Hounslow</i> <i>Leeds</i> <i>Milton Keynes</i> <i>Southampton</i> <i>Stevenage</i> <i>Syvenham</i> <i>Warrington</i> <i>Wilmslow</i> <i>Venezuela</i> <i>Caracas</i> <i>West Germany</i> <i>Dortmund</i> <i>Düsseldorf</i> <i>Hamburg</i> <i>Hannover</i> <i>München</i> <i>Stuttgart</i> <i>*Wiesbaden</i>
Austria <i>Vienna</i>	Chile <i>Santiago</i>	Greece <i>Athens</i>	Kuwait <i>Hawalli</i>	South Africa <i>Capetown</i> <i>Durban</i> <i>*Johannesburg</i> <i>Pretoria</i>	
Belgium <i>Zaventum</i>	Colombia <i>*Bogota</i> <i>Medellin</i>	Hong Kong	Malaysia <i>Kuala Lumpur</i>	Spain <i>Madrid</i>	
Bolivia <i>La Paz</i> <i>Santa Cruz</i>	Denmark <i>Copenhagen</i>	India <i>Ahmadabad</i> <i>Bangalore</i> <i>*Bombay</i> <i>Calcutta</i> <i>Madras</i> <i>New Delhi</i>	Mexico <i>Guadalajara</i> <i>Mexico City</i>	Sweden <i>Stockholm</i>	
	Ecuador <i>Quito</i>	Ireland <i>Dublin</i>	Netherlands <i>Zoetermeer</i>	Switzerland <i>Bern</i> <i>Geneva</i> <i>*Zurich</i>	
	Finland <i>Helsinki</i>	Israel <i>Tel Aviv</i>	New Zealand <i>*Auckland</i> <i>Christchurch</i> <i>Wellington</i> <i>Parnell</i>	Taiwan <i>Taipei</i>	
		Italy <i>*Milan</i> <i>Rome</i> <i>Turin</i>	Nigeria <i>Lagos</i>	Thailand <i>Bangkok</i>	
		Japan <i>Osaka</i> <i>*Tokyo</i>	Norway <i>Sandvika</i>	Turkey <i>Istanbul</i>	
			Peru <i>Lima</i>		
			Puerto Rico <i>San Juan</i>		

\*Main Office  
(3/84)

PRIME and PRIMOS are registered trademarks of Prime Computer, Inc., Natick, Massachusetts.  
PRIME/SNA, PRIMENET, RINGNET, and PRIMEWAY are trademarks of Prime Computer, Inc., Natick, Massachusetts.  
Copyright © 1984, Prime Computer, Inc. All rights reserved.  
Printed in the U.S.A.

**PRIME®**

Prime Computer, Inc.  
Prime Park  
Natick, Massachusetts 01760

The information contained herein is summary in nature, subject to change and intended for general information only. Details and specifications regarding specific Prime Computer software and equipment are available in the appropriate technical manuals, available through local sales representatives.